


67 duo-back[®] Type 11																									
 <p style="text-align: center;">ergonom 67 duo-back with Type 11 back rest and PU ergoarms.</p>	<p>Rohde & Grahl's ergonom[®] Duo-Back[®] range of seating is probably their most comprehensive to date. With a huge number of optional extras and features available the ergonom[®] chair can be customised and adapted to meet most requirements. This is a truly ergonomic seating range.</p>																								
	Standard Features	Standard Chair Measurements																							
	<ul style="list-style-type: none"> ▶ Seat Height Adjustment ▶ Pnuematic Independent back rake adjustment. ▶ Independently height adjustable back rest. ▶ Width adjustable duo-back[®] back rest pads. ▶ Sliding Seat mechanism. ▶ 43cm duo-back[®] back pads with polypropylene outer shells. ▶ 600mm 5-Star Base in Black 	<table style="width: 100%; border-collapse: collapse;"> <tr> <td style="padding: 2px;">Seat Height</td> <td style="text-align: right; padding: 2px;">41-55cm</td> </tr> <tr> <td style="padding: 2px;">Seat Width</td> <td style="text-align: right; padding: 2px;">46cm</td> </tr> <tr> <td style="padding: 2px;">Seat Depth (inc. slide)</td> <td style="text-align: right; padding: 2px;">46cm - 51cm</td> </tr> <tr> <td style="padding: 2px;">Back Height</td> <td style="text-align: right; padding: 2px;">43cm - 50cm</td> </tr> <tr> <td style="padding: 2px;">Back Width</td> <td style="text-align: right; padding: 2px;">40cm - 45cm</td> </tr> <tr> <td style="padding: 2px;">Seat - Lumbar</td> <td style="text-align: right; padding: 2px;">16cm - 22cm</td> </tr> <tr> <td colspan="2" style="padding: 10px 0 0 0;">Seat - Elbow</td> </tr> <tr> <td style="padding: 2px;">▶ with Ergo-Arms[®]</td> <td style="text-align: right; padding: 2px;">15cm - 25cm</td> </tr> <tr> <td style="padding: 2px;">▶ with L18U Arms</td> <td style="text-align: right; padding: 2px;">15cm - 25cm</td> </tr> <tr> <td colspan="2" style="padding: 10px 0 0 0;">Elbow - Elbow</td> </tr> <tr> <td style="padding: 2px;">▶ with Ergo-Arms[®]</td> <td style="text-align: right; padding: 2px;">40cm - 60cm</td> </tr> <tr> <td style="padding: 2px;">▶ with L18U Arms</td> <td style="text-align: right; padding: 2px;">35cm - 65cm</td> </tr> </table>	Seat Height	41-55cm	Seat Width	46cm	Seat Depth (inc. slide)	46cm - 51cm	Back Height	43cm - 50cm	Back Width	40cm - 45cm	Seat - Lumbar	16cm - 22cm	Seat - Elbow		▶ with Ergo-Arms [®]	15cm - 25cm	▶ with L18U Arms	15cm - 25cm	Elbow - Elbow		▶ with Ergo-Arms [®]	40cm - 60cm	▶ with L18U Arms
Seat Height	41-55cm																								
Seat Width	46cm																								
Seat Depth (inc. slide)	46cm - 51cm																								
Back Height	43cm - 50cm																								
Back Width	40cm - 45cm																								
Seat - Lumbar	16cm - 22cm																								
Seat - Elbow																									
▶ with Ergo-Arms [®]	15cm - 25cm																								
▶ with L18U Arms	15cm - 25cm																								
Elbow - Elbow																									
▶ with Ergo-Arms [®]	40cm - 60cm																								
▶ with L18U Arms	35cm - 65cm																								

Arm Rest Options

L02 Height adjustable armrests

L03 Height adjustable arms with PU tops.

L62 Height adjustable arms with fabric tops.

Ergo-Arm PU[®] Height, width and depth adjustable arms with PU tops.

Ergo-Arm[®] height, width and depth adjustable arms with fabric tops.

L18U Height, width and depth adjustable arms with fabric tops.


Optional Features

Locking Castors (x3)
 Soft Castors for hard floors
 520mm Polished Footring
 Energy Absorbing Seat Foam
 Energy Absorbing DuoBack Pads
 Energy Absorbing Ergo-Arms[®]
 Swivel Locking Gas Lift
 Coccyx Cut Out

Height and depth adjustable neckrest
 Increased depth and increased height neckrest

Gas Lift (Upto 24 Stone/150kgs)
 360mm-410mm Seat height
 470mm-650mm Seat height
 550mm-810mm Seat height*
 590mm-850mm Seat height*
 *(Price includes a larger base)
 405mm deep x 450mm wide seat
 480mm deep x 480mm wide seat
 (Price includes a larger base)

600mm Polished Aluminium base

67 duo-back[®] Type 12																													
 <p>ergonom 67 duo-back with Type 12 back rest and PU ergoarms.</p>	<p>Rohde & Grahl's ergonom[®] Duo-Back[®] range of seating is probably their most comprehensive to date. With a huge number of optional extras and features available the ergonom[®] chair can be customised and adapted to meet most requirements. This is a truly ergonomic seating range.</p>																												
	Standard Features	Standard Chair Measurements																											
	<ul style="list-style-type: none"> ▶ Seat Height Adjustment ▶ Pnuematic Independent back rake adjustment. ▶ Independently height adjustable back rest. ▶ Width adjustable duo-back[®] back rest pads. ▶ Sliding Seat mechanism. ▶ 43cm duo-back[®] back pads with upholstered outer shells. ▶ 600mm 5-Star Base in Black 	<table border="0"> <tr> <td>Seat Height</td> <td>41-55cm</td> </tr> <tr> <td>Seat Width</td> <td>46cm</td> </tr> <tr> <td>Seat Depth (inc. slide)</td> <td>46cm - 51cm</td> </tr> <tr> <td>Back Height</td> <td>43cm - 50cm</td> </tr> <tr> <td>Back Width</td> <td>40cm - 45cm</td> </tr> <tr> <td>Seat - Lumbar</td> <td>16cm - 22cm</td> </tr> <tr> <td colspan="2"> </td> </tr> <tr> <td>Seat - Elbow</td> <td></td> </tr> <tr> <td>▶ with Ergo-Arms[®]</td> <td>15cm - 25cm</td> </tr> <tr> <td>▶ with L18U Arms</td> <td>15cm - 25cm</td> </tr> <tr> <td colspan="2"> </td> </tr> <tr> <td>Elbow - Elbow</td> <td></td> </tr> <tr> <td>▶ with Ergo-Arms[®]</td> <td>40cm - 60cm</td> </tr> <tr> <td>▶ with L18U Arms</td> <td>35cm - 65cm</td> </tr> </table>	Seat Height	41-55cm	Seat Width	46cm	Seat Depth (inc. slide)	46cm - 51cm	Back Height	43cm - 50cm	Back Width	40cm - 45cm	Seat - Lumbar	16cm - 22cm			Seat - Elbow		▶ with Ergo-Arms [®]	15cm - 25cm	▶ with L18U Arms	15cm - 25cm			Elbow - Elbow		▶ with Ergo-Arms [®]	40cm - 60cm	▶ with L18U Arms
Seat Height	41-55cm																												
Seat Width	46cm																												
Seat Depth (inc. slide)	46cm - 51cm																												
Back Height	43cm - 50cm																												
Back Width	40cm - 45cm																												
Seat - Lumbar	16cm - 22cm																												
Seat - Elbow																													
▶ with Ergo-Arms [®]	15cm - 25cm																												
▶ with L18U Arms	15cm - 25cm																												
Elbow - Elbow																													
▶ with Ergo-Arms [®]	40cm - 60cm																												
▶ with L18U Arms	35cm - 65cm																												

Arm Rest Options

L02 Height adjustable armrests

L03 Height adjustable arms with PU tops.

L62 Height adjustable arms with fabric tops.

Ergo-Arm PU[®] Height, width and depth adjustable arms with PU tops.

Ergo-Arm[®] height, width and depth adjustable arms with fabric tops.

L18U Height, width and depth adjustable arms with fabric tops.

Optional Features

- Locking Castors (x3)
- Soft Castors for hard floors
- 520mm Polished Footring
- Energy Absorbing Seat Foam
- Energy Absorbing DuoBack Pads
- Energy Absorbing Ergo-Arms[®]
- Swivel Locking Gas Lift
- Coccyx Cut Out


Height and depth adjustable neckrest
Increased depth and increased height neckrest

- Gas Lift (Upto 24 Stone/150kgs)
- 360mm-410mm Seat height
- 470mm-650mm Seat height
- 550mm-810mm Seat height*
- 590mm-850mm Seat height*
- *(Price includes a larger base)
- 405mm deep x 450mm wide seat
- 480mm deep x 480mm wide seat
- (Price includes a larger base)

600mm Polished Aluminium base

Chair Mechanism:-

Grahl use a comprehensive range of chair mechanisms for their seating. The adjustments on each mechanism differs from model to model. Please see the guide below for the standard adjustments that apply to this model.



ergonom®©

- ▶ Seat Height Adjustment
- ▶ Pneumatic Independent back rake adjustment.
- ▶ Independently height adjustable back rest.
- ▶ Width adjustable duo-back®© back rest pads.
- ▶ Sliding Seat mechanism.

Arm Rest Options:-



L02

- ▶ Un-Upholstered armrest with 110mm of height adjustment.



L03

- ▶ Black PU capped armrest tops with 110mm of height adjustment.



L62

- ▶ Fabric upholstered armrest tops with 110mm of height adjustment.



ergo-arm®© PU

- ▶ Black PU capped armrest tops with 110mm of height adjustment.
- ▶ Width and depth adjustable armrest tops.



ergo-arm®©

- ▶ Fabric upholstered armrest tops with 110mm of height adjustment.
- ▶ Width and depth adjustable armrest tops.



L18U

- ▶ Fabric upholstered armrest tops with 110mm of height adjustment.
- ▶ Width and depth adjustable armrest tops.

Base Options:-



Black 5-Star Base

- ▶ 600mm Ø
- ▶ Standard base for ergonom®© & ergonom B ®© chairs.



Black 6-Star Base

- ▶ 620mm Ø powder coated in Black.
- ▶ Standard base for ergomatic®© SPS & Synchron chairs.



Polished 5-Star Base

- ▶ 600mm Ø polished Aluminium.
- ▶ Optional base for ergonom®© & ergonom B ®© chairs.



Polished 6-Star Base

- ▶ 620mm Ø polished Aluminium.
- ▶ Optional base for ergomatic®© SPS & Synchron chairs.