


duo-back® Type 11																													
 <p>SPS duo-back with Type 11 back rest; polished Six-Star base and PU ergoarms.</p>	<p>Rohde & Grahl's SPS DuoBack® chair is an extremely comfortable and popular model. It is slightly larger in its basic form than the ergonom & ergonom B DuoBack® chairs so is perhaps not suitable for a petit frame.</p> <p>A combination of a high degree of forward tilt and its smooth and easy to adjust reclining action make for a very flexible chair which adapts to the posture that suits you.</p>																												
	Standard Features	Standard Chair Measurements																											
	<ul style="list-style-type: none"> ▶ Seat Height Adjustment ▶ Multi-lock tilting action with weight tension control. ▶ Seat angle adjustment of +5° to -14° ▶ Independently height adjustable back rest. ▶ Width adjustable duo-back® back rest pads. ▶ Depth adjustable Seat mechanism. ▶ 43cm duo-back® back pads with polypropylene outer shells. ▶ 620mm 6-Star Base in Black 	<table border="0"> <tr> <td>Seat Height</td> <td>48-61cm</td> </tr> <tr> <td>Seat Width</td> <td>50cm</td> </tr> <tr> <td>Seat Depth</td> <td>43-48cm</td> </tr> <tr> <td>Back Height</td> <td>43cm - 50cm</td> </tr> <tr> <td>Back Width</td> <td>40cm - 45cm</td> </tr> <tr> <td>Seat - Lumbar</td> <td>16cm - 22cm</td> </tr> <tr> <td colspan="2"> </td> </tr> <tr> <td>Seat - Elbow</td> <td></td> </tr> <tr> <td>▶ with Ergo-Arms®</td> <td>21cm - 31cm</td> </tr> <tr> <td>▶ with L18U Arms</td> <td>24cm - 34cm</td> </tr> <tr> <td colspan="2"> </td> </tr> <tr> <td>Elbow - Elbow</td> <td></td> </tr> <tr> <td>▶ with Ergo-Arms®</td> <td>44cm - 62cm</td> </tr> <tr> <td>▶ with L18U Arms</td> <td>36cm - 60cm</td> </tr> </table>	Seat Height	48-61cm	Seat Width	50cm	Seat Depth	43-48cm	Back Height	43cm - 50cm	Back Width	40cm - 45cm	Seat - Lumbar	16cm - 22cm			Seat - Elbow		▶ with Ergo-Arms®	21cm - 31cm	▶ with L18U Arms	24cm - 34cm			Elbow - Elbow		▶ with Ergo-Arms®	44cm - 62cm	▶ with L18U Arms
Seat Height	48-61cm																												
Seat Width	50cm																												
Seat Depth	43-48cm																												
Back Height	43cm - 50cm																												
Back Width	40cm - 45cm																												
Seat - Lumbar	16cm - 22cm																												
Seat - Elbow																													
▶ with Ergo-Arms®	21cm - 31cm																												
▶ with L18U Arms	24cm - 34cm																												
Elbow - Elbow																													
▶ with Ergo-Arms®	44cm - 62cm																												
▶ with L18U Arms	36cm - 60cm																												

Arm Rest Options

L02 Height adjustable armrests

L03 Height adjustable arms with PU tops.

L62 Height adjustable arms with fabric tops.

Ergo-Arm PU® Height, width and depth adjustable arms with PU tops.

Ergo-Arm® height, width and depth adjustable arms with fabric tops.

L18U Height, width and depth adjustable arms with fabric tops.

Optional Features


Locking Castors (x3)
Soft Castors for hard floors

Energy Absorbing Seat Foam
Energy Absorbing DuoBack Pads
Energy Absorbing Ergo-Arms®
Swivel Locking Gas Lift
Coccyx Cut Out

Height and depth adjustable neckrest
Increased depth and increased height neckrest

360mm-410mm Seat height
470mm-650mm Seat height

620mm Polished Aluminium
Tripe 'Y' base.

duo-back® Type 12																													
 <p>SPS duo-back with Type 12 back rest; polished Six-Star base and PU ergoarms.</p>	<p>Rohde & Grahl's SPS DuoBack® chair is an extremely comfortable and popular model. It is slightly larger in its basic form than the ergonom & ergonom B DuoBack® chairs so is perhaps not suitable for a petit frame.</p> <p>A combination of a high degree of forward tilt and its smooth and easy to adjust reclining action make for a very flexible chair which adapts to the posture that suits you.</p>																												
	Standard Features	Standard Chair Measurements																											
	<ul style="list-style-type: none"> ▶ Seat Height Adjustment ▶ Multi-lock tilting action with weight tension control. ▶ Seat angle adjustment of +5° to -14° ▶ Independently height adjustable back rest. ▶ Width adjustable duo-back® back rest pads. ▶ Depth adjustable Seat mechanism. ▶ 43cm duo-back® back pads with upholstered outer shells. ▶ 620mm 6-Star Base in Black 	<table border="0"> <tr> <td>Seat Height</td> <td>48 - 61cm</td> </tr> <tr> <td>Seat Width</td> <td>50cm</td> </tr> <tr> <td>Seat Depth</td> <td>43 - 48cm</td> </tr> <tr> <td>Back Height</td> <td>43cm - 50cm</td> </tr> <tr> <td>Back Width</td> <td>40cm - 45cm</td> </tr> <tr> <td>Seat - Lumbar</td> <td>16cm - 22cm</td> </tr> <tr> <td colspan="2"> </td> </tr> <tr> <td>Seat - Elbow</td> <td></td> </tr> <tr> <td>▶ with Ergo-Arms®</td> <td>21cm - 31cm</td> </tr> <tr> <td>▶ with L18U Arms</td> <td>24cm - 34cm</td> </tr> <tr> <td colspan="2"> </td> </tr> <tr> <td>Elbow - Elbow</td> <td></td> </tr> <tr> <td>▶ with Ergo-Arms®</td> <td>44cm - 62cm</td> </tr> <tr> <td>▶ with L18U Arms</td> <td>36cm - 60cm</td> </tr> </table>	Seat Height	48 - 61cm	Seat Width	50cm	Seat Depth	43 - 48cm	Back Height	43cm - 50cm	Back Width	40cm - 45cm	Seat - Lumbar	16cm - 22cm			Seat - Elbow		▶ with Ergo-Arms®	21cm - 31cm	▶ with L18U Arms	24cm - 34cm			Elbow - Elbow		▶ with Ergo-Arms®	44cm - 62cm	▶ with L18U Arms
Seat Height	48 - 61cm																												
Seat Width	50cm																												
Seat Depth	43 - 48cm																												
Back Height	43cm - 50cm																												
Back Width	40cm - 45cm																												
Seat - Lumbar	16cm - 22cm																												
Seat - Elbow																													
▶ with Ergo-Arms®	21cm - 31cm																												
▶ with L18U Arms	24cm - 34cm																												
Elbow - Elbow																													
▶ with Ergo-Arms®	44cm - 62cm																												
▶ with L18U Arms	36cm - 60cm																												

Arm Rest Options

L02 Height adjustable armrests

L03 Height adjustable arms with PU tops.

L62 Height adjustable arms with fabric tops.

Ergo-Arm PU® Height, width and depth adjustable arms with PU tops.

Ergo-Arm® height, width and depth adjustable arms with fabric tops.

L18U Height, width and depth adjustable arms with fabric tops.

Optional Features

Locking Castors (x3)
Soft Castors for hard floors

Energy Absorbing Seat Foam
Energy Absorbing DuoBack Pads
Energy Absorbing Ergo-Arms®
Swivel Locking Gas Lift
Coccyx Cut Out


Height and depth adjustable neckrest
Increased depth and increased height neckrest

360mm-410mm Seat height
470mm-650mm Seat height

620mm Polished Aluminium
Tripe 'Y' base.

Chair Mechanism:-

Grahl use a comprehensive range of chair mechanisms for their seating. The adjustments on each mechanism differs from model to model. Please see the guide below for the standard adjustments that apply to this model.



SPS

- ▶ Seat Height Adjustment
- ▶ Multi-lock tilting action with weight tension control.
- ▶ Seat angle adjustment of +5° to -14°
- ▶ Independently height adjustable back rest.
- ▶ Width adjustable duo-back®© back rest pads.
- ▶ Depth adjustable Seat mechanism.

Arm Rest Options:-



L02

- ▶ Un-Upholstered armrest with 110mm of height adjustment.



L03

- ▶ Black PU capped armrest tops with 110mm of height adjustment.



L62

- ▶ Fabric upholstered armrest tops with 110mm of height adjustment.



ergo-arm®© PU

- ▶ Black PU capped armrest tops with 110mm of height adjustment.
- ▶ Width and depth adjustable armrest tops.



ergo-arm®©

- ▶ Fabric upholstered armrest tops with 110mm of height adjustment.
- ▶ Width and depth adjustable armrest tops.



L18U

- ▶ Fabric upholstered armrest tops with 110mm of height adjustment.
- ▶ Width and depth adjustable armrest tops.

Base Options:-



Black 5-Star Base

- ▶ 600mm Ø
- ▶ Standard base for ergonom®© & ergonom B ®© chairs.



Black 6-Star Base

- ▶ 620mm Ø powder coated in Black.
- ▶ Standard base for ergomatic®© SPS & Synchron chairs.



Polished 5-Star Base

- ▶ 600mm Ø polished Aluminium.
- ▶ Optional base for ergonom®© & ergonom B ®© chairs.



Polished 6-Star Base

- ▶ 620mm Ø polished Aluminium.
- ▶ Optional base for ergomatic®© SPS & Synchron chairs.